



Unique Anatomy

Functional features of our computer table system

The Basics

Ⓐ WORK SURFACE

- Featuring a seamless rolled front edge for durability and user comfort, our high pressure laminate top is 1 1/8" thick.
- Fasteners are embedded at the factory to ensure secure, accurate, leg mounting.
- Available in many standard shapes, widths, depths, and colors.

Ⓑ THE "C" LEG

- Powder coated 11 gauge tubular steel
- Efficient—shared between adjacent tables in a row
- High load capacity
- Allows invisible cable transmission between tables
- The top front of the leg allows convenient user access to laptop power, USB, audio, and Ethernet connections
- Eliminates need for front table leg—space efficient
- Available in many standard heights, depths, and colors

Ⓒ ELECTRICAL INTERCONNECTS


- Modular shielded power conduits provide 8 wire access to 4 building circuits
- One hardwired building connection can power over 20 computer stations—invisibly

Ⓓ ELECTRICAL SYSTEM

- Removable power distribution block mount
- Snap-in power distribution blocks
- Snap in standard outlet pairs with hardware circuit selection. Completely customizable.

Ⓔ RACEWAY AND DOOR

- Reversible to allow access from the underside or rear of the table.
- Allows plenty of hidden space for wiring and connections.
- Door removes completely or hinges open easily. Latches closed.
- Available in many standard widths to match work surfaces.



Why a table system?

The System

This is our 72"x60" double sided table for open computer labs. (pictured standalone) This table will provide a comfortable 36"x30" power and network connected work surface for four students.

Since the system shares legs between tables, twice the workspace requires only one more leg.

Eight students, three legs.

The same eight students working on standard four leg tables would be crowded by 32 table legs.

Value driven by a unique anatomy.



Table system advantages over standard computer tables:


- The value of a table system is the modular design—we save money by building an efficient, custom solution on a standard platform—not by cutting corners on materials and high volume standard model production.
- A table system is customized to fit your students in your space, with your unique needs in mind—without compromise to available models and sizes.
- A table system means a plan. Legs are shared. Power and connectivity are part of the process—not an afterthought.



Unique Options

Simple durable designs.
Limitless in function.

Flip-top computer station



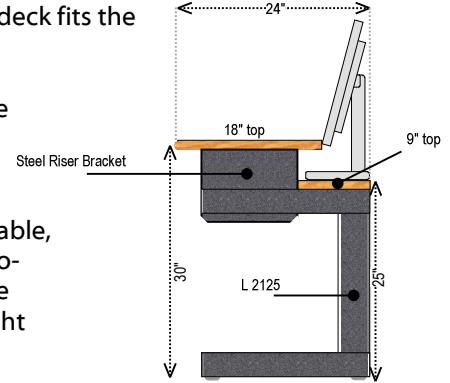
- Our flip top easily converts from a smooth surfaced classroom into a computer lab ... and back again.
- Keyboard and mouse store easily in the bin under the monitor.
- Single pivot-point heavy duty hinges ensure reliable long-term service.
- System features a leg between each cutout to prevent the flip top from binding due to long-term table sagging.
- Available in 24" and 30" depths. Widths 32 1/2" to 72"

Double-deck computer station

Combining technology with Instructor visibility in a computer based classroom?

Our double deck fits the bill!

Based on the same platform as our best System Computer Table, this table provides flexible sizing for tight spaces.



- Carrels and dividers
- Tilt-tops for art and drafting
- Above and below desk storage



- CPU holders
- Keyboard and/or mouse trays
- Monitor arms
- Computer task chairs



Electronic Classrooms of Florida, LC

(877) 222-4240 • info@ecfl.org • www.ecfl.org

7701 Nature Trail, Lakeland, FL 33809-5051