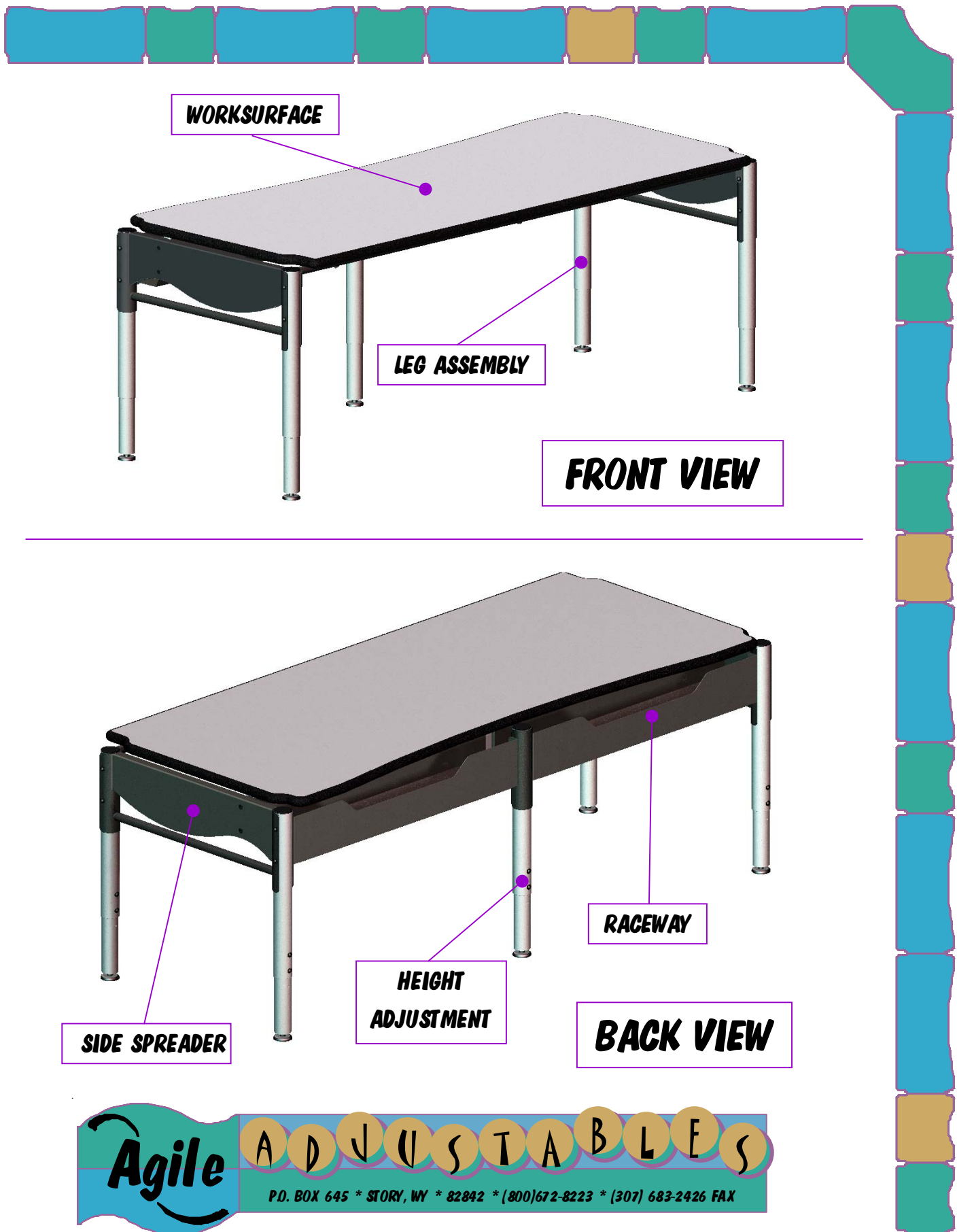
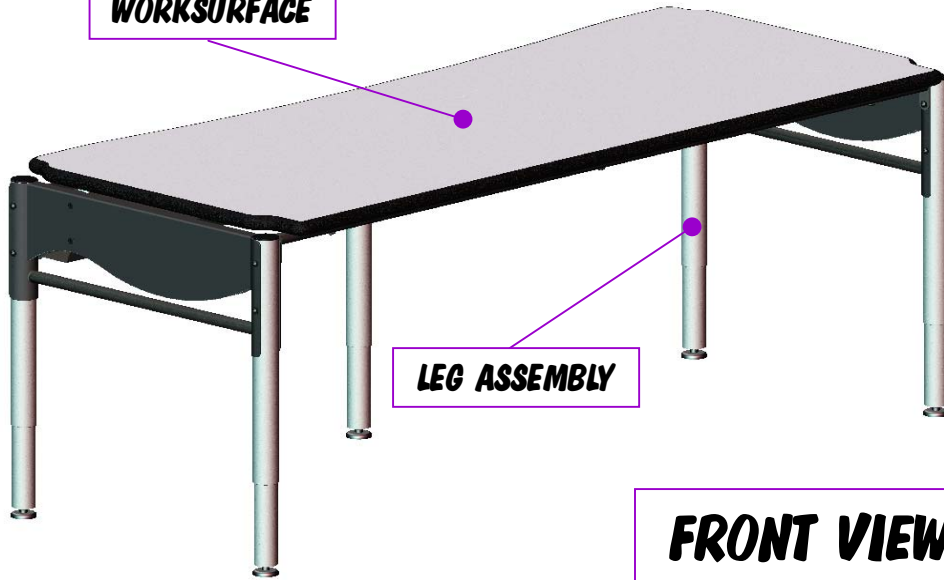




Agile FURNITURE
P.O. BOX 645 * STORY, WY * 82842 * (800)672-8223 * (307) 683-2426 FAX

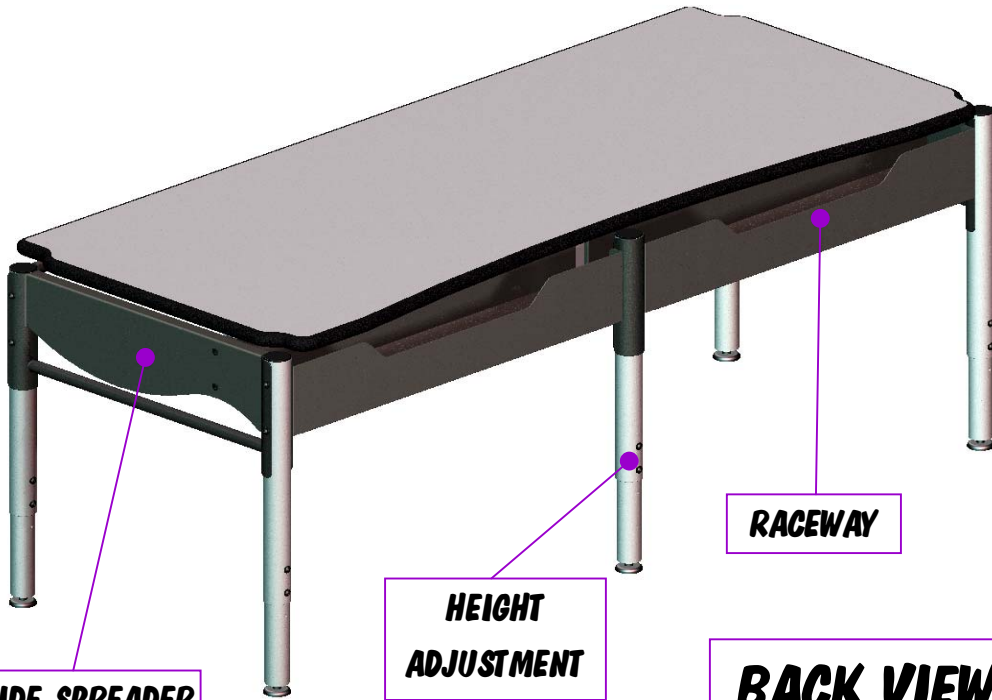


WORKSURFACE



LEG ASSEMBLY

FRONT VIEW




SIDE SPREADER

**HEIGHT
ADJUSTMENT**

RACEWAY

BACK VIEW



A D J U S T A B L E S

P.O. BOX 645 * STORY, WY * 82842 * (800)672-8223 * (307) 683-2426 FAX



SINGLE STATION COMPUTER DESK

- *Designed to accommodate one user in widths of 30", 36" and 48"*
- *Utilizes fixed height legs or adjustable height legs*
- *Can be used as stand alone or starter/adder units*
- *Use accessories for more surface space*
- *Comes in depths of 24" and 30"*
- *Contains a raceway for wiring*
- *Patented*

Agile

A D J U S T A B L E S

P.O. BOX 645 * STORY, WY * 82842 * (800)672-8223 * (307) 683-2426 FAX



DUAL STATION COMPUTER DESK

- *Designed to accommodate one or two users in widths of 60" and 72"*
- *Rear center leg gives added support and subtle separation*
- *Utilizes fixed height legs or adjustable height legs*
- *Can be used as stand alone or starter/adder units*
 - *Use accessories for more surface space*
 - *Comes in depths of 24" and 30"*
 - *Contains raceways for wiring*
- *Patented*

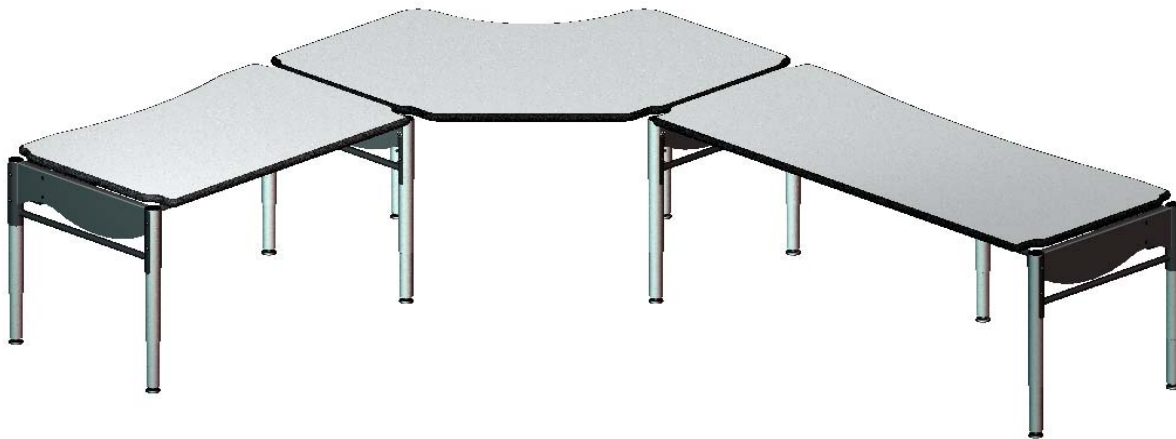




STARTER/ADDER COMPUTER DESKS

- *Designed to share common side spreaders and leg assemblies*
- *Utilizes fixed height legs or adjustable height legs*
- *Creates a row of desks that are locked together*
- *Use accessories for more surface space*
- *Comes in depths of 24" and 30"*
- *Contains a raceway for wiring*
- *Patented*





CORNER ADDER COMPUTER DESK


- *Designed to accommodate one user or multiple peripherals*
- *Makes a smooth 90 degree transition from desk to desk*
- *Can only be used as an adder unit between two desks*
 - *Utilizes fixed height legs or adjustable height legs*
 - *Use accessories for more surface space*
 - *Comes in depths of 24" and 30"*
 - *Contains raceways for wiring*
 - *Patented*





COMPUTER DESK HEIGHTS

- *Adjustable height legs come in two height options*
- *Adjust from 23" to 31" and 28" to 36" high*
- *Each height option adjusts in 2" increments*
- *Fixed height legs come in two height options*
- *Fixed height legs are 29" and 36" high*
- *Meets ADA*
- *Patented*





CPU HOLDER

- *Rotates and slides forwards and backwards for easy wire management accessibility*
- *Easily attaches under worksurface*
- *Width adjusts from 7" to 9.25"*



ARTICULATING KEYBOARD TRAY

- *Independent tray pivot, rotation and height adjustment for optimal ergonomic comfort*
- *Includes padded gel wrist cushion and non-slip tray liner*
- *Easily attaches under worksurface*

FLAT SCREEN MONITOR ARM

- *Innovative cam system locks monitor securely in position while allowing quick adjustment*
- *Full position adjustability to maximize viewing and worksurface accessibility*
- *Meets VESA standards*
- *Monitor not included*



UTILITY CART


- *Two inch diameter tubes coupled with sturdy four inch diameter heavy duty caster allows this cart to stand up to institutional use*
- *Ideal for AV, library and general use*





CASTER KIT

- *Convert single station computer desks into mobile units*
- *Comes in depths of 24" and 30"*



PIVOT TOP KIT

- *Slopes worksurface from 0 to 8°*
- *Ideal for drafting and art rooms*
- *Comes in depths of 24" and 30"*
- *CPU Holders and keyboard trays will not work with pivot top kit*





SHELVING

- *Attaches to 30" deep starter/adder or stand alone single station computer desks*
- *Adds storage space for books, printer, etc.*
- *Shelf is 17" deep*
- *Patented*





CIRCULAR



HALF CIRCULAR



RECTANGULAR



BRACKET DETAIL

TABLES

- Utilize fixed height legs or adjustable height legs
- Come in many shapes and sizes to fit most needs



BOLD

- *Swivel tilt chair with pneumatic lift*
- *Available with or without upholstery*
 - *Armrests are optional*




Shell, arms, frame


Fabric

SWIFT

- *Shell comes in black, maroon and navy*
 - *Frame is light gray powder coat*
 - *Stackable*




Frame


Shell

SERENE

- *Shell comes in gray, yellow and jade*
 - *Frame is light gray powder coat*
 - *Stackable*




Frame


Shell

SLEEK

- *Adult shell comes in black, maroon and navy*
 - *Child shell comes in gray, yellow and jade*
 - *Frame is light gray powder coat*
 - *Stackable*




Frame


Shell

FLEET

- *Plastic seat and back are dark gray*
 - *Frame is light gray powder coat*
 - *Foldable*




Frame


Seat and Back

Designer White D30	Black 1595	Fashion Grey D381	Sand D331	Bluejay D322
Burgundy D369	Lapis Blue D417	Hunter Green D79	Wildrose D98	Marigold D341
White Nebula 4621	Graphite Nebula 4623	Grey Nebula 4622	Sand Nebula 4628	Blue Nebula 4626
Mystique Dawn 4762	Mystique Mount 4761	Windswept Copper 4826	Windswept Bronze 4794	Granite 4550
Figured Mahogany 7040A	Fusion Maple 7909	Valley Pecan P361A	Golden Oak 7888	Wild Cherry 7054

Worksurface Color Choices (more choices available. Contact Agile.)

Black	Grey	Khaki
--------------	-------------	--------------

Leg Assembly Color Choices (all other steel components are black)

Colors shown are printed reproductions. Actual colors may vary from above.

